



DMA-Aero

MPS34C

High Precision Air Data Test Set

- Independent Ps and Pt control
- RVSM compliant
 - 5000 hour pump warranty
 - 4 hour battery back-up
 - Multiple line switching



MPS34C High Precision Digital Air Data Test Set

SUPPLYING AIR DATA TEST SETS TO THE WORLD

DMA traces its origins back to 1938, mainly as a test equipment manufacturer to support European aviation requirements. Today DMA supply precision Air Data Test Sets and other aviation ground support equipment to aircraft manufacturers, repair stations and operators throughout the world.

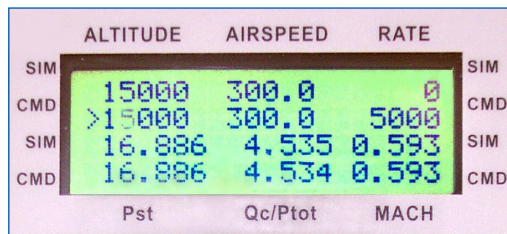
FLIGHT LINE TESTER FOR DEMANDING APPLICATIONS

The MPS34C is a two channel digital technology portable Air Data Test Set incorporating many standard features normally found on more expensive test instruments. The construction is both rugged and rainproof for demanding flight line use. The unit is housed in a single wheeled case with a stowable handle.

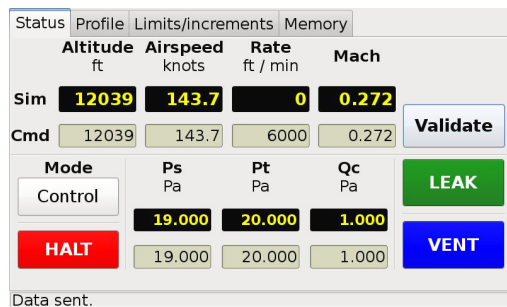


EASY INTUITIVE INTERFACE

Using logical key press routines the MPS34C is easy to use by both beginners and experts. Testing and trouble shooting can be performed via the built-in intuitively arranged color-coded keypad and large 4 x 20 character back-lit display. For a remote location such as the flight-deck, three control options are available: the Hand Held Remote Control, the Touch Screen Remote Control or a wireless Bluetooth connected PDA. All the important air data functions are simultaneously displayed on all interfaces, constant screen or menu changes are not required. Readings of both commanded and measured test values are displayed.



Laboratory testing can also be performed by a PC connected via RS232 to the remote hand terminal connector. The comprehensive manuals include all the control instructions. ADWIN software is available as a ready-to-run PC based interface.



ACCURACY ACHIEVED BY THE END OF SELF TEST

Two vibrating element absolute transducers are utilized for the static and pitot channels. Pressure and temperature characterisation is applied to the sensors ensuring very high accuracy is achieved at all operating pressure values, without any significant warm-up time.

EXCLUSIVE 5000 HOUR PUMP LIFE WARRANTY

The MPS34C is a rugged flight line instrument designed for low maintenance. Designed by DMA, the low maintenance internal pressure and vacuum pumps run only on demand, extending the pump life and carrying a 5000 hours industry exclusive warranty (see specification for details), based on test set running hours.


AUTOMATED CALIBRATION

Calibration, performed by software, is fast and simple since no mechanical adjustments are required. Calibration factors are password protected for security. The resultant accuracy of the vibrating element sensors exceeds the RVSM industry requirements.

FLEXIBLE MULTIPLE LINE SWITCHING

By means of independently addressable ports the MPS34C is configured to control up to 8 lines of isolation: 4 ports for static and 4 for pitot.

This multiple line switching permits fast and safe isolation of the lines to isolate leaking channels. Control is possible from any of the local or remote user interfaces. Combinations of line switching are also possible for numerous fault finding routines.



LOW POWER CONSUMPTION FOR HIGH RELIABILITY

Careful consideration during the design ensures low power consumption giving minimal internal temperature rise which consequently results in high reliability: typically 110 VA power consumption from the AC line.

INTERNAL BATTERY FOR SAFETY AND VERSATILITY

The MPS34C is equipped with internal rechargeable batteries which provide an emergency power supply able to give up to four hours of full operation. This battery power feature also ensures that operation away from available AC supplies causes no problems to the operator. For those occasions when the AC power fails during a test there is a complete and seamless transfer over to the battery power permitting testing to continue and safe shutdown with total control.

BUILT IN SAFETY LIMITS FOR UUT PROTECTION

The MPS34C is designed for maximum safety during testing. Key DMA design features protect both the test set and the systems under test. Negative Qc, a pressure condition of Ps greater than Pt, is prevented in both manual and automatic operation. In the unlikely situation where both AC and internal battery operation is not possible the Unit Under Test (UUT) is safely isolated and can be manually vented preventing instrument and test set damage.

Numerous preset factory or user programmed safe limits are provided to prevent damage to the UUT. These limits can be modified by the user either temporarily or permanently, with password protection if desired.



DMA-Aero



Optional Touch Screen Remote Control.
Includes USB port for test program
storage on USB memory

Hand terminal provides intuitive
user interface with back-lit
display and color coded keypad



Rugged splash proof case
with wheels, stowable
handle and removable lid

Universal power input with
28 VDC Option

Low power consumption for
high accuracy and reliability

USB port for memory stick

Terminal connector and
RS232 port

Vacuum supply for
static adapters

ARINC429, IEEE488 and
Altitude encoder interfaces
available as options

Internal 4 hour battery
for safety and versatility

Manual vents for
Static and Pitot

Local back-lit display and
color coded keypad for
laboratory use

Multiple line switching:
4 static, 4 pitot

2 Channels of independent
pressure control for Static and Pitot

A wide range of pitot-static adapters and
adapter kits are available from DMA



MPS34C Standard Specifications



DMA-Aero

	PARAMETER		RANGE		RESOLUTION		ACCURACY ^[5]
			MEASURE	CONTROL	MEASURE	SETPOINT	
STATIC	Altitude	(ft)	-3,000→99,999	-3,000→80,000	1	1	± 2 @ Sea Level (SL) ± 4 @ 30,000 ± 15 @ 60,000
	Vertical speed	Standard (ft/min)	0→6,000	0→6,000	5 @ < 1,500 [2]	1	± 1% of setting
		High rate option ^[1] (ft/min)	0→30,000	0→30,000			
PITOT	Static (inHg abs) (hPa abs)		0.3→33.3 10→1130	0.8→33.3 71→1130	0.001 0.01	0.001 0.01	± 0.0025 ± 0.09
	Airspeed	Standard ^[3] (kts)	10→850 ^[3]	10→850 ^[3]	1 @ < 50 0.1 @ > 50	0.1	± 0.5 @ 50 ± 0.1 @ > 500
		Ultra low speed function ^[4] (kts)	2→850	2→850	0.1 @ > 20		± 0.001 inHg @ 200 kts ± 0.004 inHg @ 500 kts
	Airspeed slew rate (kts/min)		0→800	0→800	10	10	± 10 ± 1% of setting
	Mach No. (mach)		0→6	0→6	0.001	0.001	< ± 0.002
	Pitot	Standard (inHg abs) (hPa abs)	0.8→77 27→2600	2→77 71→2600	0.0001 0.01	0.0001 0.01	± 0.005 ± 0.17
		Option J2 (inHg abs) (hPa abs)	0.8→103 0.8→3500	0.8→103 0.8→3500			
	Engine Pressure Ratio (EPR)		1→2.5 @ SL	1→2.5 @ SL	0.001	0.001	0.001

Notes: Control capability on all load volumes : Static: 0 to 125 cu. in. (2 L), Pitot: 0 to 80 cu. in. (1.3 L). Larger volumes acceptable

¹ High rate achievable into small system volumes

² 10 above 1,500 ft/min, 25 above 3,000 ft/min, 50 above 6,000 ft/min, 100 above 12,000 ft/min

³ 1,000 kts with Option J2

⁴ Activated on request

⁵ Total accuracy includes all metrological uncertainty contributions for the pressure measured. Metrological data has full traceability to NIST.

STANDARD TEST FUNCTIONS

- Pressure/vacuum generation
- Automatic leak check
- Controlled venting to ambient
- Altitude/airspeed input
- Static/dynamic(Qc)/total pressure input
- Altitude/airspeed rates input
- Mach Number input
- EPR generation
- TAS / IAS toggle, TAS temperature correction
- Altitude offset correction
- 30 user test programmed profiles of 26 steps each
- Ultra low speed function for improved accuracy and stability
- USB port for USB memory device to store results and download test programs
- Audible indication when approaching set point

DISPLAYED UNITS

Altitude: ft, m

Airspeed: kts, km/h, mph

Pressure: InHg, hPa, kPa, Pa, psi, mmHg

DISPLAY AND KEYPAD

Integral display and keypad in splash proof and shock protected front panel.
Back lit LCD displays all test parameters.
Hand held remote control unit: 4 x 20 characters LCD with 50 ft extension cable.

CALIBRATION

One year interval, performed using software.

PHYSICAL SPECIFICATIONS

Weight: 75 lbs. (34 kg.)

Dimensions: L 24.6 x W 19.7 x H 11.7 in.
(L 625 x W 500 x H 300 mm)

Connections: Quick release Hansen fittings.

ENVIRONMENTAL

Temperature range

Operating: -5°C to +50°C

Storage: -20°C to +70°C

Splashproof and shockproof.

CE compliant.

POWER SUPPLY

Universal power supply: 90-240 VAC; 50-400 Hz.
110 VA

4 hours operation internal rechargeable battery

WARRANTY

Unit: 2 Years
Pumps: 5000 running hours or 4 years,
whichever expires first

OPTIONS

A0 28 VDC Power supply: (18 to 30 VDC)

B4 IEEE488 GPIB control (RS232 is standard)

B5 ARINC429 monitoring interface

B7 Gray Code Altitude Device Read-out

F2 ADWIN PC Control software (locked to S/N)

F4 ADWIN PC Control software (unlocked)

G0 Hand held remote control unit: 4 x 20 characters LCD with 15m extension cable

J2 1000 kts range

– Custom Pitot/Static connections available

ASSOCIATED PRODUCTS

MPSRE Touch screen remote control

Pitot-static adapters

Pressure indicators/transfer standards



Ongoing development results in specifications being subject to change without notice



DMA-Aero

Representative

11 Old Sugar Hollow Road
Danbury, CT 06810

Tel: 203 790-8371

Fax: 203 743-2051

E-mail: sales@dma-aero.com

Web: www.dma-aero.com