



DMA-Aero

MPS49

3 Channel Versatile Air Data Test Set

- Testing for AoA, Ps and Pt
- RVSM compliant - up to 18 months
- 5000 hour pump warranty
 - 2 hour battery back-up
 - 12 port multiple line switching



MPS49 3 Channel Versatile Air Data Test Set

SUPPLYING AIR DATA TEST SETS TO THE WORLD

From the 1938 origins DMA have supplied test equipment to meet the requirements of the aviation industry. Today the DMA product range covers precision Air Data Test Sets and other aerospace related equipment to users including Manufacturers, Airline and Business Jet operators, General Aviation and Repair Stations throughout the world.

FLIGHT LINE TESTER FOR DEMANDING APPLICATIONS

The MPS49 is a 3 channel, Ps altitude, Pt airspeed and Angle of Attack (AoA) digital technology portable flightline air data test set. The construction is both rugged and rainproof and housed in a well proven HDPE case that incorporates both wheels and a retractable tow handle making transportation in the working environment simple. The associated auxiliaries of power leads and hoses are contained in an accompanying shoulder bag.



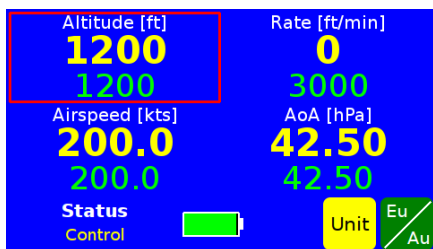
AUTOMATIC CONTROL OF 3 INDEPENDENT PRESSURES

Three pressures are controllable separately and independently: Static and Pitot for altitude and airspeed together with Angle of Attack (AoA) pressure to test those aircraft equipped with the Smart pitot probe.

The angle of attack pressure can be displayed either in pressure units with a maximum of 0.0001 inHg resolution. When three pressures are not required, AoA ports can be used as further Static ports.

USER INTERFACE

A conventional keypad is augmented by a multi-colored touchscreen display for the operator to enter the test details. For flight deck use the MPSRC remote control or MPSRW wireless remote control are available. All the important air data functions are simultaneously displayed on either local or remote displays and constant screen or menu changes are not required. Readings of both commanded and measured, actual, values are displayed.



Laboratory testing can also be performed by a PC connected via RS232 to the remote hand terminal connector. The comprehensive manuals include all the control instructions. ADWIN software is available as a ready-to-run PC based interface.

ACCURACY ACHIEVED BY THE END OF SELF TEST

Two independent absolute pressure sensors are employed for the measurement of Ps altitude and Pt airspeed parameters with an additional differential sensor for the angle of attack. Advanced pressure and temperature characterization is applied to these high quality precision sensors ensuring very high accuracy is achieved under all operating conditions without any significant warm-up time effects being relevant. Equally important is the stability of the sensors which provides for a recalibration period of up to 18 months.

EXCLUSIVE 5000 HOUR PUMP LIFE WARRANTY

The MPS49 is a rugged flight line instrument designed for low maintenance. The low maintenance internal pressure and vacuum pumps run only on demand, extending the pump life and carrying a 5000 hours industry exclusive warranty (see specification for details), based on test set running hours.

AUTOMATED CALIBRATION

Calibration is fast and simple since no mechanical adjustments are required. Calibration factors are password protected for security. The resultant accuracy of the sensors exceeds the RVSM industry requirements. The DMA Transfer Standard PAMB11H, under the recommended operating conditions, can be utilized for the MPS49 calibrations.

FLEXIBLE MULTIPLE LINE SWITCHING OPTION

The MPS49 standard 3 connectors, for altitude, airspeed and angle of attack, can optionally be changed to independently addressable configured ports to control up to 4 lines for Ps altitude, 4 lines for Pt airspeed and 4 lines for angle of attack. This enables rapid leak detection of problematic multi-point systems all via the operator interface by isolating ports until the leaking line is found.

Additionally the Multiple Isolator gives the ability to establish different parameter values in the lines by selected isolation. This feature can then introduce the desired different values to enable, for example, the altimeter comparator test. At the completion of the test the MPS49 automatically balances all the port values and brings the total system safely to ambient.

LOW POWER CONSUMPTION FOR HIGH RELIABILITY

Careful consideration during the design phase ensures low power consumption giving minimal internal temperature rise resulting in high reliability: typically 65W power consumption from the a.c. line.

INTERNAL BATTERY FOR SAFETY AND VERSATILITY

The MPS49 is equipped as standard with an internal rechargeable battery that provides an emergency power supply that gives up to two hours full operation should AC supply fail or be unavailable, such as for remote use. For those occasions when the AC power fails during a test the battery will seamlessly replace the AC supply permitting the test to continue or for the safe shut-down under total control. The battery is flight approved for transportation purposes and can be accessed and replaced from the front panel of the instrument. Operation without a battery is also possible.

BUILT IN SAFETY LIMITS FOR UUT PROTECTION

The MPS49 is designed for maximum safety during testing. Key DMA design features protect both the test set and the systems under test. Negative Qc, a pressure condition of Ps greater than Pt, is prevented in both manual and automatic operation. In the unlikely situation where both a.c. and internal battery operation is not possible the Unit Under Test (UUT) is safely isolated and can be manually vented preventing instrument and test set damage.

Numerous preset factory or user programmed safe limits are provided to prevent damage to the UUT. These limits can be modified by the user either temporarily or permanently, with password protection if desired.



DMA-Aero



Optional MPSRE2 Multi-colored backlit 7" LCD touch screen hand terminal

MPSRC hand held remote control unit, included as standard:
Multi-colored backlit 3.5" LCD touch screen and keypad



Optional multiple line switching.
Up to 4 lines each for static, pitot and AoA


Universal power input with 28 VDC Option

Internal 2 hour battery for safety and versatility (removable)

Low power consumption for high accuracy and reliability

Vacuum supply for static adapters

Optional ARINC 429, IEEE 488, Ethernet and Altitude encoder interfaces




Rugged splash proof case with wheels, stowable handle and removable lid

Color touch screen display


Local control keypad

Terminal connector

3 Channels of independent pressure control for Static, Pitot and AoA



A wide range of pitot-static adapters and adapter kits are available from DMA



MPS49 Standard Specifications



PARAMETER	RANGE		RESOLUTION		ACCURACY ^[4]		
	MEASURE	CONTROL	MEASURE	SETPOINT			
STATIC	Altitude (ft)	-7,500→80,000	-7,500→80,000	1	1	± 3 @ Sea Level (SL) ± 7 @ 30,000 ± 18 @ 50,000	
	Vertical speed	Standard (ft/min)	0→6,000	0→6,000	5 @ < 3,000 ^[3] 25 @ > 3,000	1	± 1% of setting
		High rate ^[2] (ft/min)	0→50,000	0→50,000			
Static (inHg abs) (hPa abs)	0.8→38 27→1300	0.8→38 27→1300	0.001 0.01	0.001 0.01	± 0.003 ± 0.1		
PITOT	Airspeed	Standard (kts)	10→850	10→850	1 @ < 50 0.1 @ > 50	0.1	± 0.8 @ 50 ± 0.1 @ > 500
		Ultra low speed function ^[1] (kts)	2→200	2→200	0.1 @ > 20		± 0.03 hPa
	Airspeed slew rate (kts/min)	0→500	0→500	10	10	± 10 ± 1% of setting	
	Mach No. (mach)	0→6	0→6	0.001	0.001	< ± 0.002	
	Pitot	(inHg abs)	0.8→79.8	0.8→79.8	0.001	0.001	± 0.004 @ 30 ± 0.006 @ 80
		(hPa abs)	27→2700	27→2700	0.01	0.01	± 0.14 @ 1000 ± 0.20 @ 2700
Engine Pressure Ratio (EPR)	1→2.7 @ SL	1→2.7 @ SL	0.001	0.001	0.001		
AoA	Angle of attack pressure (inHg diff) (hPa diff)	-2.5→2.5	-2.5→2.5	0.001	0.001	± 0.003	
		-85→85	-85→85	0.01	0.01	± 0.1	

Notes: Control capability on all load volumes: Static: 0 to 125 cu. in. (2 L), Pitot: 0 to 80 cu. in. (1.3 L). Larger volumes acceptable ¹ ULS is enabled by pressing SHIFT + 6

² High rate achievable into small system volumes

³ Selectable to ± 1 ft/min

⁴ Total accuracy includes all metrological uncertainty contributions for the pressure measured. Metrological data has full traceability to NIST.

STANDARD TEST FUNCTIONS

- Automatic leak check
- Controlled venting to ambient
- Altitude/airspeed input
- Static/total/dynamic(Qc) pressure input
- Altitude/airspeed rates input
- Pressure/Angle of attack input
- Mach Number input
- EPR generation
- TAS/IAS toggle, TAS temperature correction
- Altitude offset correction
- 30 user test programmed profiles of 26 steps each
- Ultra low speed (2 to 200 kts) for improved accuracy and stability
- USB port for USB memory device to store results and download test programs
- Audible indication approaching set point
- Vacuum port on front panel

DISPLAY AND KEYPAD

Integral display and keypad in splash proof and shock protected front panel. Multi-colored backlit LCD touch screen, 4.3" diagonal, displays all test parameters.

DISPLAYED UNITS

Altitude: ft, m
Airspeed: kts, km/h, mph
Pressure: inHg, hPa, kPa, Pa, psi, mmHg, inH2O 4°C



CALIBRATION

12 months, contact factory for extended recalibration period up to 18 months.

PHYSICAL SPECIFICATIONS

Weight: 33 lbs. (15 kg.)
MPSRC: 1.1 lbs (0.48 kgs)
Dimensions: L 22 x W 14 x H 9 in.
(L 558 x W 356 x H 230 mm)
Connections: Ps: AN-6, Pt: AN-4, AoA: AN-3
AN 37" flare fittings with o-rings allow finger tight connections

ENVIRONMENTAL

Temperature range
Operating: -5°C to +50°C
Storage: -20°C to +70°C
Extended range available on request
Splashproof and shockproof

POWER SUPPLY

Universal: 90-240 VAC; 50-400 Hz. 65 W
2 hours operation internal rechargeable and removable battery

WARRANTY

Unit: 2 Years
Pumps: 5000 running hours or 4 years, whichever expires first

Ongoing development results in specifications being subject to change without notice

OPTIONS

- A0** 28 VDC Power supply: (18 to 30 VDC)
- A2** Without battery
- B3** Ethernet interface
- B4** IEEE-488 GPIB interface
- B5** ARINC429 monitoring interface
- B7** Gray code altitude device read-out
- B8** Bluetooth interface
- B9** Wi-Fi interface
- E** Up to 4 + 4 + 4 multiple isolators (refer to DMA for option variations)
- F4** ADWIN PC Control software (unlocked)
- J2** 1000 kts range
- Custom Pitot/Static connections available

INCLUDED ACCESSORIES (in shoulder bag)

MPSRC Remote control unit - 3.5" LCD
ADWIN PC Control software (locked to MPS45/49)
USB cable & USB memory device
Power Plug to be chosen from: USA PLUG, EU PLUG, UK PLUG, SWISS PLUG, AUSTRALIA PLUG
Hoses and fittings

OPTIONAL ACCESSORIES

MPSRW Wireless remote control - 7" LCD
MPSRE2 Remote control unit - 7" LCD
Other communication cables

ASSOCIATED PRODUCTS

Pitot-static adapters
PAMB11H Pressure indicator/transfer standard



DMA-Aero

Representative

11 Old Sugar Hollow Road
Danbury, CT 06810

Tel: 203 790-8371
Fax: 203 743-2051

E-mail: sales@dma-aero.com
Web: www.dma-aero.com