



Amplifiers

1U1000

- 1 Watt CW
- 10kHz–1000MHz

Features

The Model 1U1000 is a solid-state, self-contained, air-cooled, broadband amplifier designed for applications where instantaneous bandwidth, high gain and linearity are required. Housed in a stylish, contemporary cabinet, the unit is designed for benchtop use.

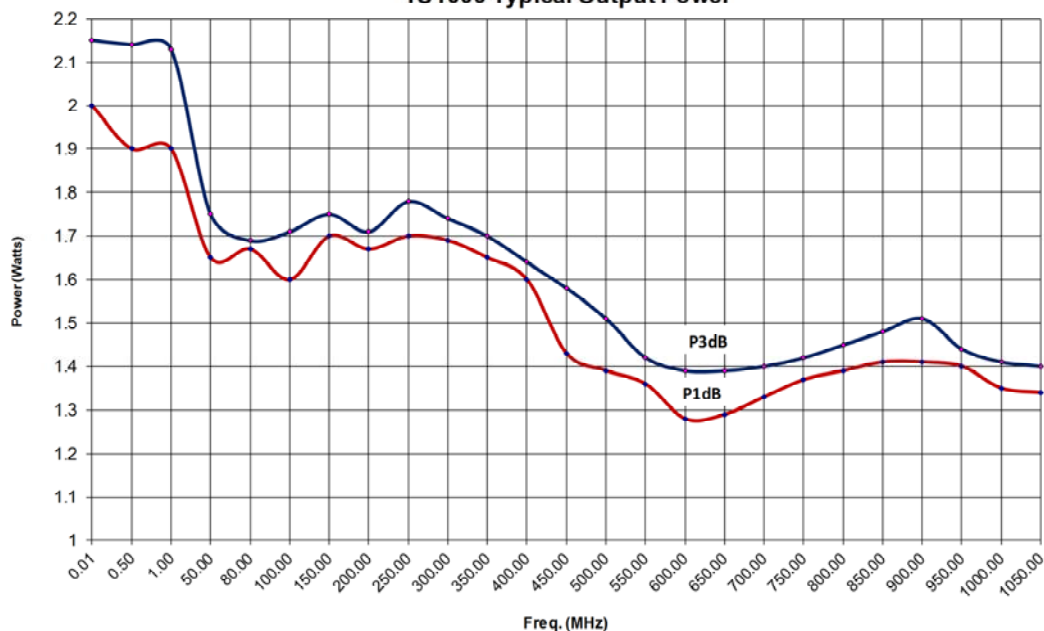


The Model 1U1000, when used with a sweep generator, will provide a minimum of 1 watt of RF power. Included is a front panel gain control which permits the operator to conveniently set the desired output level.

The 1U1000 is protected from RF input overdrive by an RF input leveling circuit which controls the RF input level to the RF amplifier first stage when the RF input level is increased above 0dBm. The Model 1U1000 is equipped with a control panel which provides a gain control adjustment knob. The Model 1U1000 provides readily available RF power for typical applications such as RF susceptibility testing, antenna and component testing, watt meter calibration, and as a driver for frequency multipliers and higher power amplifiers.

The export classification for this equipment is EAR99. These commodities, technology or software are controlled for export in accordance with the U.S. Export Administration Regulations. Diversion contrary to U.S. law is prohibited.

1U1000 Typical Output Power



AR RF/Microwave
Instrumentation
160 School House Rd
Souderton, PA 18964
215-723-8181

For an applications engineer call: 800.933.8181

www.arworld.us

1U1000

- 1 Watt CW
- 10kHz–1000MHz

Specifications

RATED OUTPUT POWER: 1 watt minimum

INPUT FOR RATED OUTPUT: 1.0 mW Max

POWER OUTPUT @ 3dB COMPRESSION:
Typical: 1.5 watts, Minimum: 1.0 watt

POWER OUTPUT @ 1dB COMPRESSION:
Typical: 1.5 watts, Minimum: 1.0 watt

FLATNESS: ± 0.8 dB typical, ± 1.0 dB maximum

FREQUENCY RESPONSE: 10kHz–1000 MHz instantaneously

GAIN (at maximum setting): 30 dB minimum

GAIN ADJUSTMENT (Continuous Range): 20 dB minimum

INPUT IMPEDANCE: 50 ohms, VSWR 2.0:1 maximum

OUTPUT IMPEDANCE: 50 ohms nominal

MISMATCH TOLERANCE: 100% of rated power without foldback. Will operate without damage or oscillation with any magnitude and phase of source and load impedance. See Application Note #27.

MODULATION CAPABILITY: Will faithfully reproduce AM, FM, or Pulse modulation appearing on input signal.

THIRD ORDER INTERCEPT: 42 dBm typical

NOISE FIGURE: 8 dB maximum, 6 dB typical

HARMONIC DISTORTION: Minus 20 dBc maximum at 1 watt, -30dBc typical

SPURIOUS: Minus 73 dBc typical

PRIMARY POWER (selected automatically):
90–264 VAC, 50/60Hz, 50 watts

CONNECTORS:

RF Input: N female, front

RF Output: N female, front

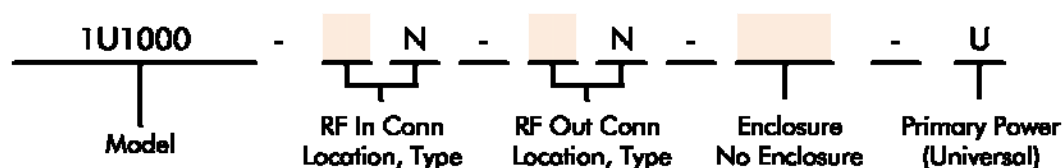
COOLING: Forced air (self contained fans)

WEIGHT: 4.5 kg (11 lbs)

SIZE (W x H x D): 26.0 x 11.4 x 28.2 cm (10.25 x 4.5 x 11.1 in)

EXPORT CLASSIFICATION: EAR99

Ordering Options

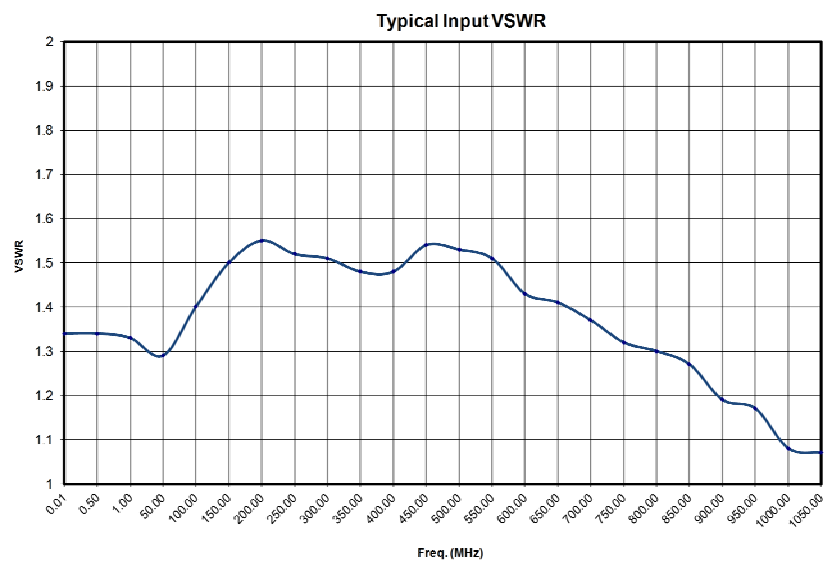
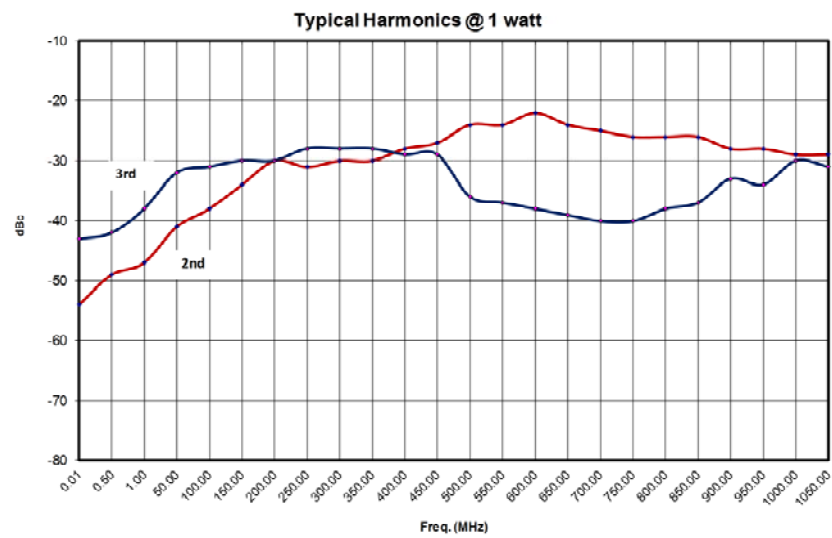
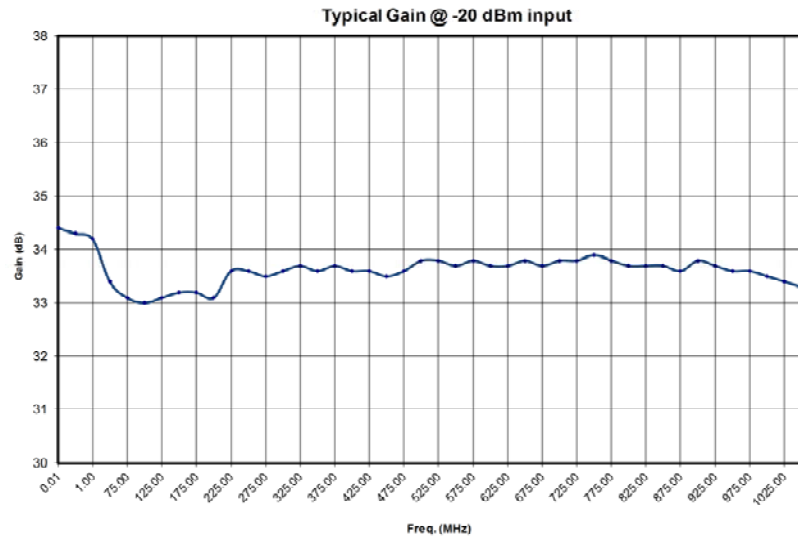


CONNECTOR LOCATION		ENCLOSURE	
Front	F	Enclosure	E
Rear	R	No Enclosure	NE

Contact your AR RF/Microwave Instrumentation Sales Associate for specific model configuration pricing.

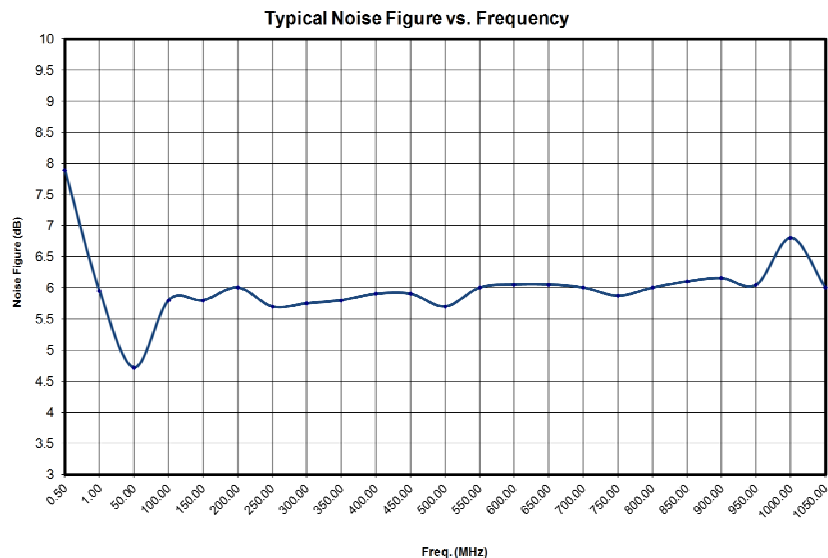
1U1000

- 1 Watt CW
- 10kHz–1000MHz



1U1000

- 1 Watt CW
- 10kHz–1000MHz



Envelope Drawing

